

Observe the rock carefully.

**Which words could you use
to describe how it looks?**

**Which words could you use
to describe how it feels?**

**What could this rock be used for?
Why?**

Observe the rock carefully.

Sort the rocks into groups.

What heading would you give each group?

**Can you sort them a different way?
How many different ways can you sort them?**

Look at the cards.

Which of these have been found as fossils?

Where are fossils found?

How are fossils formed?

YEAR 3
ROCKS AND SOILS:
03 – IDENTIFYING FOSSILS



YEAR 3
ROCKS AND SOILS:
03 – IDENTIFYING FOSSILS



YEAR 3
ROCKS AND SOILS:
03 – IDENTIFYING FOSSILS



YEAR 3
ROCKS AND SOILS :
03 – IDENTIFYING FOSSILS



YEAR 3
ROCKS AND SOILS:
03 – IDENTIFYING FOSSILS



YEAR 3
ROCKS AND SOILS :
03 – IDENTIFYING FOSSILS



YEAR 3
ROCKS AND SOILS:
03 – IDENTIFYING FOSSILS



YEAR 3
ROCKS AND SOILS:
03 – IDENTIFYING FOSSILS



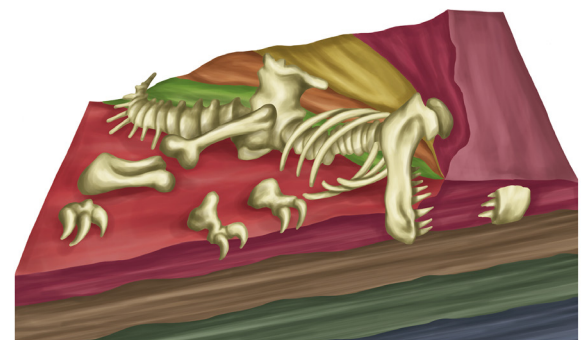


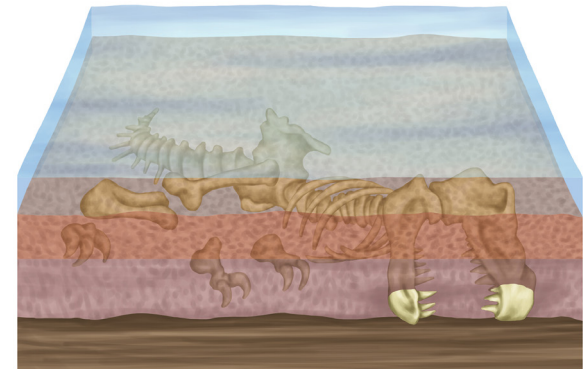
Look carefully at the cards.

Can you put them into the correct order?

Can you describe what is happening in each?

How long does it take for fossils to form?

YEAR 3
ROCKS AND SOILS :
04 – SEQUENCING FOSSILISATION



Observe the soil carefully.

**What words would you use
to describe this soil?**

What is soil made from?

Is all soil the same? Why/why not?

Observe these soils carefully.

What is the same about them?

What is different?

Why are these soils different?