


British Wildlife: Paired Pictures

Birds



British Wildlife: Paired Pictures

Created by the Primary Science Teaching Trust (PSTT) and The Nature Collection

All images taken by and © Susanna Ramsey.

Resource © Primary Science Teaching Trust, 2021.

These materials may be freely reproduced by teachers in schools for educational purposes, subject to the source being credited. Materials may not be used for promotional or commercial purposes without the express permission of the PSTT. On no account may copies be offered for sale.

[The Nature Collection](#) is an extraordinary collection of animal bones, skeletons, feathers, antlers, skins and photographs and was created by Susanna Ramsey.

Guidance for using British Wildlife: Paired Pictures

Birds

This resource is designed to encourage children to observe closely and to stimulate talk about the features of birds and their habitats.

There are 7 pairs of birds in this slideshow. All are commonly seen in the UK.

For each pair of birds, there are two slides. We suggest that you share only one or two pairs of images at any time. You can revisit the other bird pairs.

Choose one pair of images and show children the first slide. Ask - **What are these?**

Listen to children's suggestions. Ask - Why do you think this? Encourage children to notice special features of each bird such as different body parts (wings, feet, beaks, etc.) which might help them to identify the type of bird.

Show the second slide to reveal the names of the two birds. Then ask – **What is the same and what is different?**

Encourage the children to look closely at the different body parts, the colour, the skin and the habitat.

Possible questions to prompt thinking & talking:

- What special body parts can you see? (wings, beak, feathers, etc.)
- What colour is the bird? Is the bird easy to see? It is camouflaged?
- Where do you think the bird lives? (on the ground, in a tree, in water)
- How do you think the animal moves? (walking, flying, swimming) How do you know this?

Note: This resource could be used with children in Early Years, KS1 or KS2. The third slide after each set of paired pictures provides detailed information about the characteristics of each of the birds shown. This is intended to support teachers' subject knowledge. We are not suggesting that all children should be taught all these facts. The discussions with the children should be appropriate to the age and ability of the children. For example:



- very young children (ages 3-5) may notice similarities and differences in the colour and shape of the birds,
- children (ages 5-7) may identify features such as webbed feet, toes and claws,
- older children (ages 7-11) using their knowledge of living things and their habitats, could give reasons for similarities or differences in appearance or behaviour and comment on how the bird is suited to live in its habitat.

British Wildlife: Paired Pictures


Birds Index

Slides	Birds
5-7	mallard duck male & female
8-10	Canada geese & Egyptian geese
11-13	house sparrow male & female
14-16	wren & robin
17-19	barn owl & tawny owl
20-22	coot & moorhen
23-25	peregrine falcon & kestrel


What are these?



What is the same and what is different?



mallard duck, female



mallard duck, male

British Wildlife: Paired Pictures

mallard duck (female & male)

SIMILARITIES

- Both are large, water birds.
- Both have orange legs.
- Both have an iridescent blue patch on the wing, surrounded by black and white stripes.
- Both have orange, webbed feet, which help them to swim more quickly.
- The beak is long and rounded. You can see the nostrils.
- Both have brown eyes.
- Both are on the ground.

SIMILARITIES – that cannot be identified from the pictures

- Both can fly and float on the water.
- Both quack!
- Both can tip upside down to feed in the water.
- They are the same size.

DIFFERENCES – that could be identified from the pictures

- Female duck is mottled brown. She is better camouflaged so she is safer when sitting on her eggs. The male is much more colourful.
- Male has a yellow beak and green head. Female is mottled brown.
- Male is more colourful, so he can impress the females.
- Male has white feathers and two curly black feathers on his tail.

DIFFERENCES – that cannot be identified from the pictures

- Only the female lays eggs.
- Males have to impress the females.

What are these?



What is the same and what is different?



Canada geese



Egyptian geese

British Wildlife: Paired Pictures

Canada geese & Egyptian geese

SIMILARITIES – that can be identified from the pictures

- Both are large water birds, bigger than ducks.
- Beaks are long and rounded for picking up grasses, seeds and insects.

SIMILARITIES – that cannot be identified from the pictures

- Males and females look the same.
- Both can fly and float on the water.
- Both are noisy!
- Both are named after a country!

DIFFERENCES – that can be identified from the pictures

- Egyptian geese are facing us.
- Egyptian geese have pink legs and feet. Canada geese have black legs.
- Canada geese have long, black necks. Egyptian geese have shorter, brown necks. Canada geese have a white chin strap.
- Canada geese have black beaks, Egyptian geese have pink.
- Egyptian geese have brown eye patches and a brown patch on the belly
- One Egyptian goose has a metal ring on his leg. The ring has a number on it. He has been caught and had the identity ring put on, so that scientists will know where he has come from, when he is seen again. The ring does not hurt or stop him flying.
- Canada geese are in the water. Egyptian geese are on land.

What are these?



What is the same and what is different?



house sparrow, male



house sparrow, female

British Wildlife: Paired Pictures

house sparrow (male & female)

SIMILARITIES – that can be identified from the pictures

- Both are small birds.
- Both are perched on the same branch near the feeder.
- Both are gripping the branch with their thin brown toes and claws. Three toes face forwards and one backwards.
- Both have small, black eyes which look out to the side, watching for danger.
- Both are covered in feathers, except on the legs and feet.

SIMILARITIES – that cannot be identified from the pictures

- Both eat seeds.
- Both can fly.
- Both live in gardens and parks, near houses.

DIFFERENCES – that can be identified from the pictures

- The male has a black beak and the female has a pale brown beak.
- The female is mottled brown all over, which is good camouflage when she is on her eggs.
- The male has dark brown patches behind his eyes and on his shoulders and wings.
- He has a black line around his eyes and under his beak. He has white cheeks.
- The female has a light brown stripe behind her eye.

DIFFERENCES – that cannot be identified from the pictures

- Only the female lays eggs.

What are these?



What is the same and what is different?



wren



robin

British Wildlife: Paired Pictures

wren & robin

SIMILARITIES – that can be identified from the pictures

- Both are small birds.
- Both are perched on a branch, holding on with their toes and claws. Three toes face forwards and one back.
- Both have thin, pointed beaks for picking up tiny insects.
- Both have black eyes. The eyes face sideways, not forwards so they can see in all directions.

SIMILARITIES- that cannot be identified from the pictures

- Both live in gardens, parks, hedges and woods. They are both very territorial.
- Both can sing and fly.
- Both eat insects and spiders.

DIFFERENCES – that can be identified from the pictures

- The wren is in summer and the robin in winter. There are leaves on the branches!
- The wren's brown tail sticks up. The robin's brown tail hangs down.
- The wren is brown all over, with a check pattern. The robin has an orange chest and face, white belly, brown head and back. Grey feathers are on the sides.
- The robin is singing but the wren is not.
- The wren has a pale brown beak. The robin has a grey beak.
- The robin looks fatter because his feathers are puffed up, to keep warm.

DIFFERENCES – that cannot be identified from the pictures

- It is hard to tell the difference between males and females for these birds.
- The robin also eats worms and berries in winter.
- The wren is one of the smallest birds in Britain.

What are these?



What is the same and what is different?



barn owl



tawny owl

British Wildlife: Paired Pictures

barn owl & tawny owl

SIMILARITIES – that can be identified from the pictures

- Both are large birds.
- Both have big, black eyes which face forwards to look for prey.
- Both have a pale, hooked beak. This is to hold down prey and tear up bigger prey.
- Both have a heart shaped disk of stiff feathers around the eyes and beak. This funnels sounds into their ear holes, which are behind their eyes.
- Both have mottled patterns on their feathers, for camouflage.
- Both look fluffy and soft but are killers.

SIMILARITIES- that cannot be identified from the pictures

- Both are predators, hunting by night. Nocturnal.
- Both hunt mainly small mammals, like mice and voles.
- The barn owl has a leather strap on its leg. The tawny owl has a strap too, but you can't see it in the photo. Both are captive owls, belonging to the British Wildlife Centre.

DIFFERENCES – that can be identified from the pictures

- The barn owl has a white face and belly and golden-brown feathers on the wings and back. The barn owl is camouflaged to match the fields and grassland, where it hunts.
- The tawny owl has dark brown stripes on white, all over. It is camouflaged to match the tree bark.

DIFFERENCES – that cannot be identified from the pictures

- The tawny owl's call is Twit-Twoo. The barn owl screeches.
- The tawny owl lives in the woods. The barn owl lives in the countryside, in farmland, fields, grassland and marshes.

What are these?



What is the same and what is different?



coot



moorhen

British Wildlife: Paired Pictures

coot & moorhen

SIMILARITIES – that can be identified from the pictures

- Both are medium-sized birds
- Both have black feathers on their body and wings.
- Both have bare, yellow legs.
- Both have brown eyes which look out to the side to watch for danger in all directions.
- Both have small heads.

SIMILARITIES- that cannot be identified from the pictures

- Both live on ponds, rivers, wetland or marshes.
- Both can fly and float on water.
- Both are aggressive birds which fight with their feet!
- Both have **lobed** toes. This means the toes have flaps on the sides.
- Males and females look the same for these birds.
- Both eat plants, snails, invertebrates and birds' eggs. Moorhen also eat fish.

DIFFERENCES – that can be identified from the pictures

- The moorhen has brown feathers, too.
- The coot has a metal identity ring on its leg.
- The coot has a white beak and face shield. This is for display to show off to the females and scare off rival males.
- The moorhen has a red beak with a yellow tip at the end.
- The coot is in water and the moorhen is on the bank.
- The coot has its wings lifted up, ready to take off.
- The moorhen has a white stripe along the edge of the wing.

DIFFERENCES – that cannot be identified from the pictures

- The coot has silvery-grey feet.
- The moorhen has white feathers under the tail.

What are these?



What is the same and what is different?



peregrine falcon



kestrel

British Wildlife: Paired Pictures

peregrine falcon & kestrel

SIMILARITIES – that can be identified from the pictures

- Both are large birds. Falcons.
- Both have large black eyes, surrounded by bare, yellow skin.
- You can see the nostrils on both beaks.
- Both have a grey hooked beak. The peregrine's beak is yellow at the top. The hook is to hold down and tear up prey.
- Both have yellow legs, long toes and sharp claws to catch their prey.
- The lower part of the legs is bare, without any feathers. This keeps them clean from blood and flesh, when they are tearing up their prey.

SIMILARITIES - that cannot be identified from the pictures

- Both are fierce, day-time predators.
- Both have striped tails.
- The females are much larger than the males for both these birds. The males and females have different colour feathers. Only the females lay eggs.

DIFFERENCES – that can be identified from the pictures

- The kestrel's feathers are patterned with brown stripes and cream underneath. The peregrine has feathers which are grey, cream and white, patterned with spots and stripes.
- You can see the kestrel's tongue.
- The peregrine is on a plastic stand. The kestrel is on a tree branch.
- The peregrine has a metal ring and leather straps on its legs. It is a captive bird, which does flying displays. The kestrel is a wild bird.

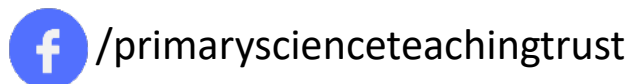
DIFFERENCES – that cannot be identified from the pictures

- Peregrines hunt and catch other birds in the air. Kestrels catch prey mainly on the ground, small mammals like mice or voles, beetles, lizards and smaller birds.
- When the peregrine swoops down onto its prey, it is the fastest bird in Britain in downward flight.
- The kestrel can hover in a fixed position in the sky, when searching for food.

For more information on the Primary Science Teaching Trust and access to a large selection of PSTT resources, visit our website:



pstt.org.uk



To help you find high quality resources to support your primary science teaching quickly and easily, we provide links to excellent resources for teachers, children and families on our Wow Science website :



wowscience.co.uk

and we regularly provide further suggestions on how to use these in the classroom through social media platforms:

