

# British Wildlife: Wildlife Faces for Early Years

Created by the Primary Science Teaching Trust (PSTT) and The Nature Collection

All images taken by and © Susanna Ramsey.  
Resource © Primary Science Teaching Trust, 2021.

These materials may be freely reproduced by teachers in schools for educational purposes, subject to the source being credited. Materials may not be used for promotional or commercial purposes without the express permission of the PSTT. On no account may copies be offered for sale.

[The Nature Collection](#) is an extraordinary collection of animal bones, skeletons, feathers, antlers, skins and photographs and was created by Susanna Ramsey.

Several of the photos were taken at the [British Wildlife Centre](#) in Surrey.

## Guidance for using Wildlife Faces

### To prepare the cards:

Print off the 12 large images on the following three pages.

Cut the large images in half (along the black line).

You might like to put the names of the animals on the backs of the cards.

All the images and animal names are given on the final page.




Laminate the cards if you wish.

### Using the cards to support learning about British wildlife:



Children match the halves of the faces together and identify the animals.

Encourage children to look closely at the features of the animals, e.g. the shape of the head, the colour of the eyes, the type of skin.



















**long-eared owl**



**short-eared owl**



**little owl**



**barn owl**




**badger**




**red deer**



**hedgehog**



**fox**



**robin**



**harvest mouse**



**small tortoiseshell  
butterfly**



**chalkhill blue  
butterfly**