





Focused Assessment of Science

Topic: Plants	Year 3 Age 7-8	Title: Seed dispersal
Working Scientifically Focus		Conceptual Knowledge Focus explore seed dispersal

Example

Children sorted pictures of seeds into methods of dispersal and then chose one of each to explain.

Seed Dispersal

<u>Wind</u>	<u>Water</u>
 <p>Sycamore Dandelion</p>	 <p>Coconut</p>
<p>I think the dandelion is adapted to the wind because it is light and it has a bite of fluff to help it fly.</p>	<p>I think the coconut is adapted to the water because it is very heavy and it floats down the stream.</p>
<u>Animals</u>	<u>Explosions</u>
 <p>Apple Blackberry Holly</p>	 <p>Peas</p>
<p>I think the Blackberry is adapted to the animal because it is very shiny and its black. The animal notices the berry (is attracted to the berry)</p>	<p>I think the peas are adapted to the explosion because they fall of and explode and they go in different directions.</p>

Children meeting the objective would be able to link the differences between seeds to the different ways they are dispersed.

Example from Shaw Primary School, Melksham