

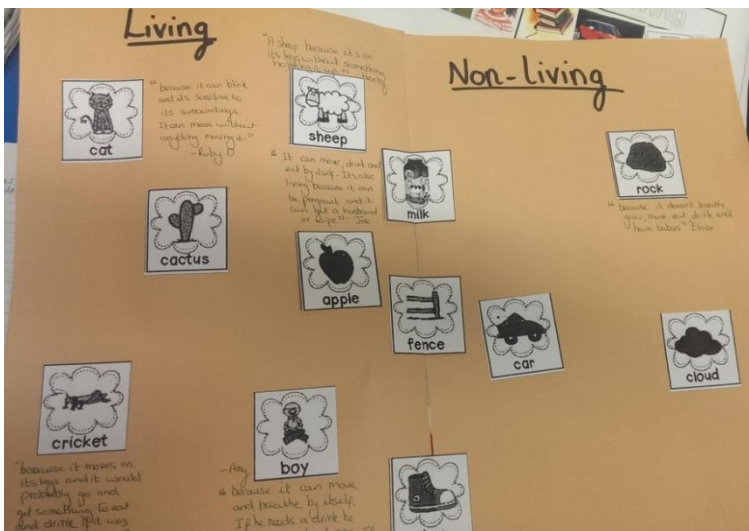


Topic: Living things	Year 2 Age 6-7	Title: Sorting living and non-living
Working Scientifically Link (using their observations and ideas to suggest answers to questions)		Conceptual Knowledge Focus explore and compare the differences between things that are living, dead, and things that have never been alive

Example

At the beginning of the topic children sorted pictures or objects into living and non-living, as part of a group discussion with an adult scribing or completing their own. By the end of the topic the children were considering the difference between 'once alive' and 'never alive'.



Children meeting the objective would be able to explain why they had sorted in this way e.g.

"because it moves on its legs and it would probably go and get something to eat and drink if it was hungry",
 "it's living because it can be pregnant and it can get a husband or wife",
 "the rock doesn't grow, eat, move or have babies".

Examples from Shaw Primary School, Melksham